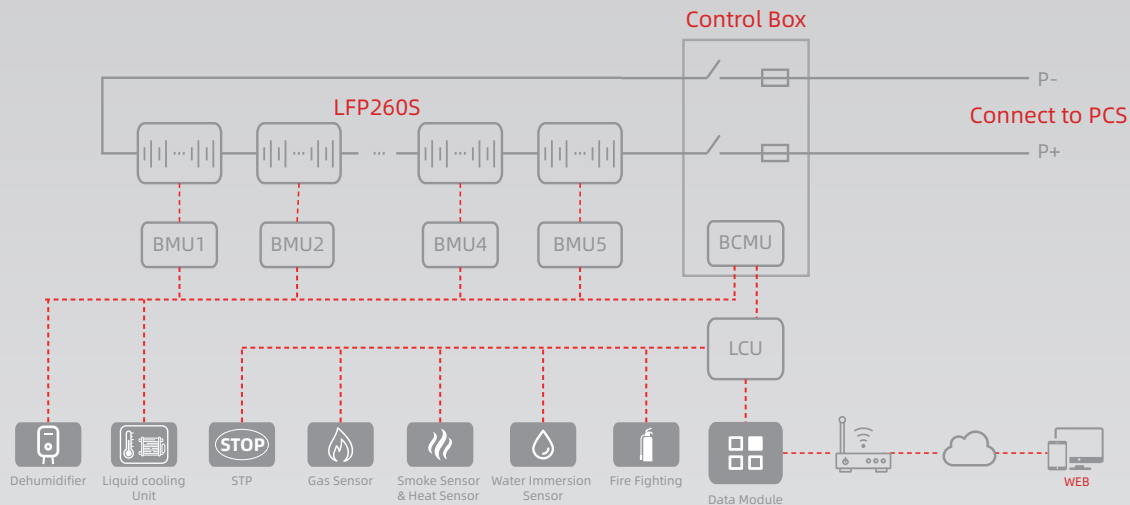


OASIS L261

261kWh Liquid-cooled Battery Storage Cabinet



Application Scenario



PV and Storage Integration

OASIS L261 supports external hybrid inverter, DC coupling access to photovoltaic, integrated system design, one-stop service, high system integration, flexible layout of the scheme, can reduce light abandonment, improve the utilization rate of photovoltaic power generation.



Peak shaving and valley filling

After the OASIS L261 external energy storage inverter is connected, the user charges the energy storage system when the price is low, and takes electricity directly from the energy storage battery without purchasing electricity from the grid during the peak time, thereby avoiding the peak price and reducing the electricity cost.



Emergency Backup

OASIS L261 external hybrid inverter is also suitable for applications that require high continuity of the power grid. When the power grid is cut off, it can be used as a backup power supply to replace the traditional UPS power supply function, and provide backup power supply protection for the critical uninterruptible load in the industrial and commercial park to cope with sudden power failure.



Micro-grid

OASIS L261 can form a microgrid system with inverters, photovoltaic arrays, loads, diesel generators, etc. which is widely used in remote mountain areas, areas without electricity, islands, communication base stations and other places.



Cloud Platform Scheduling

OASIS L261 built-in intelligent LCU system, real-time status monitoring and fault recording, fault warning and fault location; Supports cloud platform functions to achieve remote scheduling, cluster control, and energy efficiency management, enabling global assets to be visualized and digitized, and improving management efficiency.

OASIS L261


Product Model	CISS-261
DC Side	
Cell Type	LFP
Cell Specification	3.2V 314Ah
PACK Capacity	52.2kWh
No. of Packs	5
Rated Capacity	261kWh
Rated Voltage	832V
Voltage Range	702~936V
System Parameter	
Communication Interface	CAN/RS485/Internet
Cooling Mode	Liquid cooling
Installation Mode	Outdoor
Protection Grade	IP55
Ambient Temperature	-30°C~+55°C (> 45°C derating)
Ambient Humidity	5%~95% (no condensation)
Altitude	2000m
Cell Cycle Life	9000 times (25°C, 0.5C/0.5C, 90%DOD, EOL70%)*
Dimensions	980*2350*1390 (W*H*D)
Weight	< 2300kg
Certification	UN38.3/CE/IEC
* For warranty instructions, please refer to the warranty terms.	

Approved Compatibility List of Inverter Brands

Inverter brand	Inverter model	SUNWODA ENERGY BATTERY SERIES
		OASIS L261
SMA	Sunny Island X 30/50	✓
KACO	92.0 TL3-S	✓
Deye	SUN-60K/75K/80K-SG02HP3-EU-EM6	✓
Solis	S6-EH3P(80-125)K10-NV-YD-H	✓
SOLINTEG	M2HT-75~125K-300	✓
GROWATT	WIT 50K-HU/WIT 63K-HU/WIT 75K-HU/WIT 100K-HU	✓
Sunwoda	OASIS Power(200、400kW)	✓

OASIS

L261



OASIS L261

| 261kWh Liquid-cooled Battery Storage Cabinet

Long Life Cell

Adopting SUNWODA self-developed long life battery cells.

Multi-protection Design


Mutiple sensros + arosol fire suppression + anti-explosion valve + water fire protection port.

Flexible Installation

Modular, plug and play, parallel expansion.

Third-party PCS

Supports matching with mainstream inverter manufacturers on the market, offering flexible combinations.



Highlights

9000 cycles

SUNWODA self-developed long life Cells are selected.

100%DOD

Discharge depth up to 100%, maximize economy.

kWh~MWh

Supports parallel expansion and flexible expansion.

Ultimate Safety

Cluster level + system level + active detonation + partition security isolation + Water fire protection interface.

< 1.5m²

Floor area of single cabinet less than 1.5m².

IP67

Pack-level IP67, cabinet IP55, strong environmental adaptability.



www.sunwodaenergy.com

SUNWODA ENERGY TECHNOLOGY CO., LTD.

Address: 15th Floor, Building B, Sunwoda Industrial Park, No. 18 Tangjianan Road,
Guangming District, Shenzhen, China
E-mail: info@sunwoda.com Tel: +86 755 2267 0380